


The Jack Doscher League

# League Almanac

Office of the Commissioner




LJT

1-1-2021

## Contents

Summary of Early Years .....	1
2001 .....	4
2002 .....	6
2003 .....	8
2004 .....	10
2005 .....	12
2006 .....	14
2007 .....	16
2008 .....	18
2009 .....	20
2010 .....	22
2011 .....	24
2012 .....	26
2013 .....	28
2014 .....	30
2015 .....	32
2016 .....	35
2017 .....	38
2018 .....	41
2019 .....	44
Record Book (Since 2001) .....	47



## Summary of Early Years


YR	Owner	Points	Finish
1990	LJT	7979	1
1990	CT	7719	2
1990	LRT	7640	3

YR	Owner	Points	Finish
1991	CT	8151	1
1991	LJT	8115	2
1991	LRT	7662	3
1991	DM	7086	4
1991	DvT	6911	5

YR	Owner	Points	Finish
1992	CT	8035	1
1992	TB	7751	2
1992	DvT	7536	3
1992	LJT	7490	4
1992	DM	7289	5
1992	TR	6982	6
1992	LRT	6934	7

YR	Owner	Points	Finish
1993	DvT	8718	1
1993	CT	8448	2
1993	TR	8433	3
1993	LJT	8331	4
1993	LRT	8230	5
1993	TB	7919	6
1993	DM	7861	7
1993	PM	7372	8

YR	Owner	Points	Finish
1994	PM	6325	1
1994	CT	6240	2
1994	LRT	6104	3
1994	DM	5945	4
1994	TB	5936	5
1994	LJT	5915	6
1994	TR	5680	7
1994	DvT	5591	8
1994	BW	4802	9
1994	RL	4097	10




**1994-1995 Was the MLB Strike Year- No League due to our Protest**

YR	Owner	Points	Finish
1996	LRT	5179	1
1996	DvT	5146	2
1996	LJT	5041	3
1996	CT	4990	4
1996	BW	4986	5
1996	TR	4813	6

YR	Owner	Points	Finish
1997	LRT	5495	1
1997	CT	5310	2
1997	LJT	5140	3
1997	TR	5043	4
1997	BW	4965	5
1997	DvT	4948	6

YR	Owner	Points	Finish
1998	BW	5427	1
1998	LRT	5301	2
1998	DvT	5290	3
1998	LJT	5161	4
1998	JG	5027	5
1998	TR	4905	6
1998	CT	4755	7
1998	GK	4143	8

YR	Owner	Points	Finish
1999	CT	5429	1
1999	LJT	5228	2
1999	BW	5215	3
1999	TR	5106	4
1999	LRT	5075	5
1999	GK	4735	6
1999	DvT	4625	7
1999	JG	4623	8
1999	PW	4417	9
1999	JM	4038	10



YR	Owner	Points	Finish
2000	CT	5489	1
2000	PW	5438	2
2000	TR	5392	3
2000	JG	5236	4
2000	GK	5159	5
2000	LJT	4911	6
2000	DvT	4838	7
2000	LRT	4674	8
2000	BW	4560	9
2000	JM	4428	10



## 2001

### Wire to Wire for GK-LRT,BW Great Finishes

#### Standings and Top 10

YR	Owner	NetPts	Rank	YR	Owner	Lname	Fname	Pos	Salary	Points
2001	GK	5370	1	2001	LJT	Randy Johnson		SP	\$8	765
2001	LRT	5270	2	2001	DvT	Curt Schilling		SP	\$6	765
2001	BW	5186	3	2001	CT	Sammy Sosa		OF	\$7	618
2001	DvT	5089	4	2001	JM	Barry Bonds		OF	\$7	598
2001	CT	5057	5	2001	LRT	Mike Mussina		SP	\$6	588
2001	TR	4996	6	2001	GK	Todd Helton		1B	\$7	581
2001	LJT	4898	7	2001	TR	Alex Rodriguez		SS	\$7	578
2001	PW	4692	8	2001	TR	Roger Clemens		SP	\$6	556
2001	JG	4579	9	2001	BW	Tim Hudson		SP	\$6	544
2001	JM	4506	10	2001	TR	Shawn Green		OF	\$6	535

#### Points by Month

YR	Owner	4	5	6	7	8	9
2001	BW	704	735	1116	833	713	1085
2001	CT	759	805	996	725	791	981
2001	DvT	725	917	975	740	793	939
2001	GK	912	799	1111	861	766	921
2001	JG	677	697	866	660	778	901
2001	JM	624	748	849	699	647	939
2001	LJT	808	706	1025	658	759	942
2001	LRT	779	790	1042	779	860	1020
2001	PW	690	752	807	708	697	1038
2001	TR	740	814	1034	768	744	896

#### Standings by Month

YR	Owner	4	5	6	7	8	9
2001	BW	704	1439	2555	3388	4101	5186
2001	CT	759	1564	2560	3285	4076	5057
2001	DvT	725	1642	2617	3357	4150	5089
2001	GK	912	1711	2822	3683	4449	5370
2001	JG	677	1374	2240	2900	3678	4579
2001	JM	624	1372	2221	2920	3567	4506
2001	LJT	808	1514	2539	3197	3956	4898
2001	LRT	779	1569	2611	3390	4250	5270
2001	PW	690	1442	2249	2957	3654	4692
2001	TR	740	1554	2588	3356	4100	4996

#### Hitting Points

Owner	YR	R	H	HR	RBI	SB	BB	PTS	Rank
GK	2001	840	1451	232	784	108	498	3664	1
BW	2001	786	1324	215	781	133	553	3519	2
LRT	2001	749	1298	250	757	68	499	3372	3
CT	2001	714	1269	201	778	59	489	3266	4
DvT	2001	701	1184	223	719	101	508	3177	5
TR	2001	681	1155	221	684	91	554	3113	6
JG	2001	669	1228	159	638	120	464	3046	7
JM	2001	658	1112	221	694	77	531	3034	8
PW	2001	634	1183	159	620	44	479	2880	9
LJT	2001	614	1113	150	570	60	460	2737	10

### Pitching Points

Owner	YR	W	L	SV	BSV	HLD	IP	BB	SO	PTS	Rank
LJT	2001	42	20	89	0	0	599	176	760	2161	1
DvT	2001	44	26	63	0	0	633	179	630	1912	2
LRT	2001	51	32	55	0	0	654	197	595	1898	3
TR	2001	36	37	95	0	0	626	196	549	1883	4
PW	2001	46	30	80	0	0	552	184	502	1812	5
CT	2001	36	27	77	0	0	593	186	571	1791	6
GK	2001	48	30	50	0	0	602	172	490	1706	7
BW	2001	43	29	55	0	0	612	161	457	1667	8
JG	2001	33	27	64	0	0	553	150	436	1533	9
JM	2001	35	29	52	0	0	554	225	498	1472	10

## 2002

### Four Horse Race- September Decides it

#### Standings and Top 10

YR	Owne	NetPts	Rank	YR	Owner	Lname	Fname	Pos	Salary	Points
2002	BW	5334	1	2002	PW	Curt Schilling		SP	\$8	797
2002	CT	5231	2	2002	BW	Randy Johnson		SP	\$8	796
2002	PW	5205	3	2002	TR	Alex Rodriguez		SS	\$7	563
2002	JG	5186	4	2002	LJT	Vladimir Guerre		OF	\$7	542
2002	LRT	5039	5	2002	TR	Barry Zito		SP	\$6	531
2002	DvT	4912	6	2002	JG	Billy Koch		RP	\$6	524
2002	LJT	4685	7	2002	JG	Jason Giambi		1B	\$7	517
2002	TR	4647	8	2002	CT	Magglio Ordone		OF	\$6	510
2002	JM	4142	9	2002	TR	Bartolo Colon		SP	\$7	508
				2002	LRT	Lance Berkman		OF	\$5	507

#### Points by Month

YR	Owner	4	5	6	7	8	9
2002	BW	910	691	1114	672	826	1121
2002	CT	833	845	1011	681	861	1000
2002	DvT	721	751	1080	654	744	962
2002	JG	818	749	1013	722	788	1096
2002	JM	618	589	842	629	642	822
2002	LJT	718	698	869	658	796	946
2002	LRT	832	763	942	766	831	905
2002	PW	858	828	811	876	850	982
2002	TR	727	728	915	659	733	885

#### Standings by Month

YR	Owner	4	5	6	7	8	9
2002	BW	910	1601	2715	3387	4213	5334
2002	CT	833	1678	2689	3370	4231	5231
2002	DvT	721	1472	2552	3206	3950	4912
2002	JG	818	1567	2580	3302	4090	5186
2002	JM	618	1207	2049	2678	3320	4142
2002	LJT	718	1416	2285	2943	3739	4685
2002	LRT	832	1595	2537	3303	4134	5039
2002	PW	858	1686	2497	3373	4223	5205
2002	TR	727	1455	2370	3029	3762	4647

## Hitting

Owner	YR	R	H	HR	RBI	SB	BB	PTS	Rank
CT	2002	780	1313	222	781	79	535	3443	1
JG	2002	754	1284	191	688	89	576	3294	2
LRT	2002	688	1225	221	776	48	590	3253	3
PW	2002	735	1305	208	716	60	445	3247	4
BW	2002	687	1231	184	702	88	511	3139	5
LJT	2002	636	1274	164	603	127	516	3062	6
DvT	2002	686	1213	172	647	48	589	3056	7
TR	2002	629	1127	213	661	41	529	2928	8
JM	2002	611	1080	175	573	63	492	2748	9

## Pitching

Owner	YR	W	L	SV	BSV	HLD	IP	BB	SO	PTS	Rank
BW	2002	46	18	96			627	181	675	2195	1
PW	2002	45	30	69			611	147	630	1958	2
JG	2002	47	26	84			586	196	512	1892	3
DvT	2002	49	21	78			573	178	468	1856	4
CT	2002	45	38	49			693	220	595	1788	5
LRT	2002	46	23	47			603	155	573	1786	6
TR	2002	51	23	55			607	200	439	1719	7
LJT	2002	29	31	89			554	145	425	1623	8
JM	2002	33	34	45			641	253	442	1394	9

## 2003

### CT Prevails-Very Close Finish

#### Standings and Top 10

YR	Owner	NetPts	Rank	YR	Owner	Lname	Fname	Pos	Salary	Points
2003	CT	5097	1	2003	DvT	Prior	Mark	SP	\$6	604
2003	LRT	4994	2	2003	BW	Pettitte	Andy	SP	\$5	566
2003	PW	4988	3	2003	DvT	Sheffield	Gary	OF	\$8	552
2003	BW	4915	4	2003	BW	Helton	Todd	1B	\$7	549
2003	DvT	4675	5	2003	PW	Schmidt	Jason	SP	\$6	538
2003	GK	4610	6	2003	PW	Gagne	Eric	RP	\$8	534
2003	TR	4495	7	2003	LRT	Vazquez	Javier	SP	\$6	534
2003	JG	4302	8	2003	CT	Mussina	Mike	SP	\$8	534
2003	LJT	4044	9	2003	TR	Rodriguez	Alex	SS	\$9	532
2003	JM	3848	10	2003	CT	Delgado	Carlos	1B	\$7	527

#### Points by Month

YR	Owner	4	5	6	7	8	9
2003	BW	869	715	960	693	791	887
2003	CT	832	853	927	731	792	962
2003	DvT	699	713	915	577	758	1013
2003	GK	742	668	873	627	705	995
2003	JG	729	527	793	686	684	883
2003	JM	432	593	682	634	688	819
2003	LJT	697	627	820	605	554	741
2003	LRT	822	754	867	789	762	1000
2003	PW	762	751	1038	643	778	1016
2003	TR	671	634	844	699	721	926

#### Standings by Month

YR	Owner	4	5	6	7	8	9
2003	BW	869	1584	2544	3237	4028	4915
2003	CT	832	1685	2612	3343	4135	5097
2003	DvT	699	1412	2327	2904	3662	4675
2003	GK	742	1410	2283	2910	3615	4610
2003	JG	729	1256	2049	2735	3419	4302
2003	JM	432	1025	1707	2341	3029	3848
2003	LJT	697	1324	2144	2749	3303	4044
2003	LRT	822	1576	2443	3232	3994	4994
2003	PW	762	1513	2551	3194	3972	4988
2003	TR	671	1305	2149	2848	3569	4495

## Hitting

Owner	YR	R	H	HR	RBI	SB	BB	PTS	Rank
CT	2003	743	1326	192	712	96	484	3311	1
BW	2003	743	1320	153	700	94	495	3258	2
LRT	2003	726	1329	190	695	37	515	3235	3
GK	2003	661	1221	199	706	64	509	3106	4
DvT	2003	647	1167	185	721	74	483	3036	5
PW	2003	632	1319	142	658	76	374	3014	6
TR	2003	628	1138	197	612	115	440	2910	7
JG	2003	631	1078	184	639	46	496	2826	8
LJT	2003	647	1148	178	602	25	437	2819	9
JM	2003	610	1060	164	562	87	401	2684	10

## Pitching

Owner	YR	W	L	SV	BSV	HLD	IP	BB	SO	PTS	Rank
PW	2003	38	22	97			564	144	582	1974	1
CT	2003	48	30	45			633	166	563	1786	2
LRT	2003	33	26	74			544	148	601	1759	3
BW	2003	34	25	67			531	126	517	1657	4
DvT	2003	46	31	23			649	191	584	1639	5
TR	2003	36	36	67			548	238	549	1585	6
GK	2003	40	44	55			619	205	412	1504	7
JG	2003	38	24	53			518	156	412	1476	8
LJT	2003	29	42	48			576	237	376	1225	9
JM	2003	31	27	28			484	183	404	1164	10

## 2004

### 2 Owner Battle-RP Comes up Short in First Year

#### Standings and Top 10

YR	Owner	NetPts	Rank	YR	Owner	Lname	Fname	Pos	Salary	Points
2004	GK	5172	1	2004	LRT	Santana	Johan	SP	\$6	618
2004	RP	4980	2	2004	LRT	Schilling	Curt	SP	\$8	601
2004	BW	4785	3	2004	GK	Pujols	Albert	OF	\$10	545
2004	PW	4701	4	2004	BW	Guerrero	Vladim	OF	\$10	536
2004	CT	4699	5	2004	GK	Tejada	Miguel	SS	\$9	522
2004	LRT	4565	6	2004	BW	Gagne	Eric	RP	\$10	519
2004	LJT	4135	7	2004	CT	Beltrán	Carlos	OF	\$9	511
2004	JG	4132	8	2004	JG	Ramírez	Manny	OF	\$10	499
2004	DvT	3996	9	2004	RP	Rodríguez	Álex	3B	\$10	494
2004	JM	3846	10	2004	CT	Ortiz	David	1B	\$8	487

#### Points by Month

YR	Owner	4	5	6	7	8	9
2004	BW	508	835	734	643	1038	1028
2004	CT	529	892	762	668	914	934
2004	DvT	471	735	517	570	875	830
2004	GK	501	994	720	766	1142	1049
2004	JG	618	855	697	565	648	749
2004	JM	413	641	557	619	753	863
2004	LJT	508	716	653	513	897	848
2004	LRT	498	854	655	749	943	867
2004	PW	522	829	729	699	1070	852
2004	RP	507	956	678	690	1112	1037

#### Standings by Month

YR	Owner	4	5	6	7	8	9
2004	BW	508	1343	2077	2719	3757	4785
2004	CT	529	1421	2183	2851	3765	4699
2004	DvT	471	1206	1723	2292	3167	3996
2004	GK	501	1494	2214	2981	4123	5172
2004	JG	618	1474	2170	2735	3383	4132
2004	JM	413	1054	1611	2230	2983	3846
2004	LJT	508	1225	1877	2390	3287	4135
2004	LRT	498	1352	2006	2755	3698	4565
2004	PW	522	1351	2080	2779	3850	4701
2004	RP	507	1463	2141	2831	3943	4980

## Hitting

Owner	YR	R	H	HR	RBI	SB	BB	PTS	Rank
GK	2004	767	1346	222	776	61	554	3449	1
CT	2004	737	1308	200	713	158	452	3342	2
PW	2004	730	1191	194	680	82	544	3149	3
BW	2004	679	1299	144	605	126	380	3043	4
RP	2004	672	1131	176	602	133	549	2989	5
JG	2004	646	1201	160	609	30	433	2863	6
DvT	2004	619	1113	166	620	48	414	2773	7
LJT	2004	585	1127	158	568	70	348	2682	8
JM	2004	610	1112	149	551	51	406	2676	9
LRT	2004	564	1056	148	553	44	453	2592	10

## Pitching

Owner	YR	W	L	SV	BSV	HLD	IP	BB	SO	PTS	Rank
RP	2004	45	23	86			619	164	550	1992	1
LRT	2004	44	14	65			588	113	623	1974	2
BW	2004	31	33	94			553	196	548	1742	3
GK	2004	39	30	74			610	165	457	1724	4
PW	2004	36	32	74			554	208	421	1553	5
LJT	2004	27	34	69			524	186	479	1453	6
CT	2004	23	24	68			517	176	410	1357	7
JG	2004	35	25	32			482	142	393	1270	8
DvT	2004	30	30	22			499	144	476	1223	9
JM	2004	32	29	24			509	196	424	1170	10

## 2005

*CT Dominates in Summer- LRT,RP in Close race for the 2,3 spots*

### Standings and Top 10

YR	Owner	NetPts	Rank	YR	Owner	Lname	Fname	Pos	Salary	Points
2005	CT	5125	1	2005	PW	Carpenter	Chris	SP	\$10	670
2005	LRT	4890	2	2005	BW	Rodríguez	Álex	3B	\$10	579
2005	RP	4817	3	2005	JM	Johnson	Randy	SP	\$10	569
2005	BW	4575	4	2005	LRT	Santana	Johan	SP	\$10	564
2005	PW	4568	5	2005	LRT	Ortiz	David	1B	\$10	558
2005	JM	4534	6	2005	DvT	Martínez	Pedro	SP	\$10	557
2005	LJT	4384	7	2005	RP	Pujols	Albert	1B	\$11	549
2005	DvT	4329	8	2005	LJT	Ramírez	Manny	1B	\$10	531
2005	GK	4160	9	2005	LRT	Peavy	Jake	SP	\$9	504
2005	JG	4003	10	2005	CT	Cabrera	Miguel	OF	\$9	503
2005	RO	3469	11							

### Points by Month

YR	Owner	4	5	6	7	8	9
2005	BW	476	779	606	901	1043	770
2005	CT	447	675	627	1066	1388	922
2005	DvT	420	671	566	873	1064	735
2005	GK	478	582	505	814	972	809
2005	JG	411	627	579	765	981	641
2005	JM	352	689	607	968	1056	861
2005	LJT	459	740	684	804	1068	630
2005	LRT	545	884	642	707	1177	935
2005	PW	457	756	566	885	1175	730
2005	RO	364	534	412	687	876	596
2005	RP	433	750	629	944	1124	938

### Standings by Month

YR	Owner	4	5	6	7	8	9
2005	BW	476	1254	1860	2761	3805	4575
2005	CT	447	1122	1749	2815	4203	5125
2005	DvT	420	1091	1656	2530	3594	4329
2005	GK	478	1060	1566	2380	3351	4160
2005	JG	411	1037	1616	2381	3362	4003
2005	JM	352	1041	1648	2617	3673	4534
2005	LJT	459	1199	1883	2687	3754	4384
2005	LRT	545	1429	2071	2777	3955	4890
2005	PW	457	1213	1779	2663	3838	4568
2005	RO	364	898	1310	1997	2873	3469
2005	RP	433	1183	1812	2755	3879	4817

## Hitting

Owner	YR	R	H	HR	RBI	SB	BB	PTS	Rank
CT	2005	693	1323	188	755	51	457	3239	1
LRT	2005	670	1173	194	699	55	511	3047	2
RP	2005	678	1219	145	577	135	489	2999	3
JM	2005	654	1221	182	664	43	437	2983	4
BW	2005	655	1169	200	651	65	441	2961	5
LJT	2005	644	1101	199	674	77	483	2937	6
PW	2005	590	1154	148	553	108	436	2771	7
DvT	2005	575	1116	147	616	56	414	2717	8
JG	2005	544	1067	179	644	23	321	2618	9
GK	2005	578	1065	134	553	77	374	2594	10
RO	2005	549	1024	131	496	62	301	2413	11

## Pitching

Owner	YR	W	L	SV	BSV	HLD	IP	BB	SO	PTS	Rank
CT	2005	42	30	82			594	182	569	1887	1
LRT	2005	36	23	64			610	149	635	1843	2
RP	2005	42	30	79			624	183	494	1818	3
PW	2005	44	32	71			623	171	487	1797	4
BW	2005	39	28	65			584	154	411	1615	5
DvT	2005	37	24	46			584	163	543	1612	6
GK	2005	38	29	57			572	190	473	1566	7
JM	2005	51	23	26			580	211	484	1552	8
LJT	2005	36	30	63			493	182	416	1447	9
JG	2005	30	26	53			512	160	434	1386	10
RO	2005	24	20	55			415	144	227	1056	11

## Playoffs

AL RP 132-CT 102

NL LRT 206-PW(WC) 124

WS LRT 132-RP 101

## 2006

### Great May, August for GK-Very Close for the 2,3 Spots

#### Standings and Top 10

YR	Owner	NetPts	Rank	YR	Owner	Lname	Fname	Pos	Salary	Points
2006	GK	5063	1	2006	DvT	Santana**	Johan	SP	\$0	542
2006	CT	4729	2	2006	BW	Pujols	Albert	1B	\$10	535
2006	BW	4727	3	2006	GK	Howard	Ryan	1B	\$6	525
2006	LRT	4715	4	2006	LJT	Carpenter	Chris	SP	\$10	518
2006	JM	4706	5	2006	GK	Ortiz	David	DH	\$10	517
2006	JG	4660	6	2006	LRT	Utley	Chase	2B	\$10	515
2006	PW	4644	7	2006	BW	Oswalt	Roy	SP	\$10	504
2006	RP	4543	8	2006	GK	Cabrera	Miguel	OF	\$10	499
2006	RO	4386	9	2006	JG	Rodríguez	Álex	3B	\$10	495
2006	LJT	4236	10	2006	JM	Sizemore	Grady	OF	\$10	489
2006	DvT	3949	11							

#### Points by Month

YR	Owner	4	5	6	7	8	9
2006	BW	563	901	636	618	954	1056
2006	CT	556	934	804	740	818	877
2006	DvT	469	693	740	592	725	730
2006	GK	577	1026	817	649	1025	969
2006	JG	631	929	672	655	882	892
2006	JM	541	920	758	721	907	859
2006	LJT	478	828	642	613	867	809
2006	LRT	498	904	721	666	950	976
2006	PW	592	884	702	630	999	838
2006	RO	541	852	730	558	880	825
2006	RP	503	837	655	759	936	854

#### Standings by Month

YR	Owner	4	5	6	7	8	9
2006	BW	563	1464	2100	2718	3672	4727
2006	CT	556	1490	2294	3034	3852	4729
2006	DvT	469	1162	1902	2494	3219	3949
2006	GK	577	1603	2421	3069	4095	5063
2006	JG	631	1560	2232	2887	3769	4660
2006	JM	541	1461	2219	2940	3847	4706
2006	LJT	478	1305	1947	2560	3427	4236
2006	LRT	498	1403	2124	2789	3739	4715
2006	PW	592	1476	2178	2808	3807	4644
2006	RO	541	1393	2123	2681	3561	4386
2006	RP	503	1340	1995	2753	3689	4543

## Hitting

Owner	YR	R	H	HR	RBI	SB	BB	PTS	Rank
BW	2006	766	1272	209	733	93	575	3361	1
GK	2006	725	1293	229	796	29	534	3339	2
LRT	2006	726	1279	190	691	52	437	3157	3
JM	2006	725	1279	173	653	59	483	3131	4
JG	2006	668	1223	183	693	74	503	3093	5
CT	2006	650	1183	193	705	48	516	3037	6
PW	2006	608	1198	172	667	86	412	2937	7
RO	2006	640	1179	156	591	152	405	2921	8
RP	2006	582	1189	141	599	111	390	2817	9
LJT	2006	559	1089	131	507	125	364	2593	10
DvT	2006	540	996	124	510	128	391	2494	11

## Pitching

Owner	YR	W	L	SV	BSV	HLD	IP	BB	SO	PTS	Rank
RP	2006	32	38	84			616	178	514	1726	1
GK	2006	35	39	73			632	185	536	1724	2
PW	2006	43	19	65			586	174	446	1707	3
CT	2006	38	29	75			561	182	494	1692	4
LJT	2006	38	19	62			546	193	519	1643	5
JM	2006	41	29	43			549	180	544	1576	6
JG	2006	36	25	55			541	175	514	1567	7
LRT	2006	37	39	53			537	177	554	1559	8
RO	2006	33	41	71			563	246	450	1466	9
DvT	2006	33	23	45			510	169	517	1455	10
BW	2006	34	31	37			556	132	411	1366	11

## Playoffs

AL GK 133-CT 93

NL JM (WC) 179-JG 128

WS JM 127-GK 74

## 2007

### Two Owner Battle-Close for 3rd

#### Standings and Top 10

YR	Owner	NetPts	Rank	YR	Owner	Lname	Fname	Pos	Salary	Points
2007	CT	4763	1	2007	BW	Peavy	Jake	SP	\$8	597
2007	RO	4712	2	2007	LJT	Beckett	Josh	SP	\$8	573
2007	LRT	4587	3	2007	JM	Harang	Aaron	SP	\$10	571
2007	JG	4568	4	2007	JG	Lackey	John	SP	\$9	548
2007	RP	4539	5	2007	RO	Holliday	Matt	OF	\$11	546
2007	JM	4451	6	2007	DvT	Rollins	Jimmy	SS	\$10	541
2007	BW	4447	7	2007	CT	Wright	David	3B	\$10	527
2007	GK	4183	8	2007	CT	Ortiz	David	OF	\$11	509
2007	LJT	4037	9	2007	JM	Sizemore	Grady	OF	\$11	478
2007	PW	3862	10	2007	RP	Cabrera	Miguel	3B	\$10	474
2007	DvT	3618	11							

#### Points by Month

YR	Owner	4	5	6	7	8	9
2007	BW	603	627	733	870	730	885
2007	CT	710	680	634	835	836	1069
2007	DvT	576	397	516	666	625	839
2007	GK	681	733	654	786	582	749
2007	JG	692	745	571	837	719	1003
2007	JM	705	631	707	766	731	912
2007	LJT	681	613	614	751	697	681
2007	LRT	686	746	751	773	769	862
2007	PW	586	677	568	749	568	713
2007	RO	632	688	756	887	712	1037
2007	RP	601	700	748	884	681	926

#### Standings by Month

YR	Owner	4	5	6	7	8	9
2007	BW	603	1230	1963	2832	3562	4447
2007	CT	710	1389	2023	2858	3694	4763
2007	DvT	576	973	1489	2154	2779	3618
2007	GK	681	1413	2067	2852	3434	4183
2007	JG	692	1438	2009	2846	3565	4568
2007	JM	705	1336	2043	2809	3539	4451
2007	LJT	681	1293	1907	2658	3355	4037
2007	LRT	686	1431	2183	2956	3725	4587
2007	PW	586	1264	1831	2581	3149	3862
2007	RO	632	1320	2076	2963	3675	4712
2007	RP	601	1301	2049	2933	3613	4539

## Hitting

Owner	YR	R	H	HR	RBI	SB	BB	PTS	Rank
CT	2007	707	1319	167	706	106	543	3277	1
JM	2007	708	1268	181	670	87	552	3190	2
RO	2007	709	1225	182	667	102	564	3167	3
LRT	2007	651	1229	163	665	98	425	3019	4
JG	2007	603	1181	160	654	50	388	2842	5
BW	2007	620	1088	161	620	68	430	2772	6
RP	2007	614	1119	158	568	112	364	2753	7
GK	2007	592	1118	152	596	48	459	2736	8
DvT	2007	577	1095	130	563	71	361	2617	9
LJT	2007	554	1050	125	533	74	390	2531	10
PW	2007	507	1041	128	555	49	412	2486	11

## Pitching

Owner	YR	W	L	SV	BSV	HLD	IP	BB	SO	PTS	Rank
RP	2007	38	27	82			563	190	546	1786	1
JG	2007	41	28	72			587	200	499	1726	2
BW	2007	40	19	66			514	148	490	1675	3
LRT	2007	35	25	49			564	191	557	1569	4
RO	2007	34	30	63			561	182	470	1545	5
LJT	2007	37	29	46			522	138	489	1506	6
CT	2007	35	28	56			530	186	470	1486	7
GK	2007	37	31	41			555	201	496	1447	8
PW	2007	29	31	60			525	204	440	1376	9
JM	2007	33	26	15			533	163	483	1261	10
DvT	2007	20	27	43			394	141	331	1001	11

## Playoffs

AL CT 239-RO 212

NL JG 94-JM (WC) 77

WS CT 173-JG 67

## 2008

### Good Race-CT Pulls Away in Summer

#### Standings and Top 10

YR	Owner	NetPts	Rank	YR	Owner	Lname	Fname	Pos	Salary	Points
2008	CT	4922	1	2008	CT	Webb	Brando	SP	\$11	587
2008	RP	4762	2	2008	CT	Santana	Johan	SP	\$11	548
2008	LJT	4734	3	2008	LRT	Hamels	Cole	SP	\$10	508
2008	LRT	4670	4	2008	RP	Rodríguez	Francis	RP	\$10	498
2008	JG	4480	5	2008	JM	Vólquez	Edinsor	SP	\$3	495
2008	PW	4365	6	2008	RP	Hamilton	Josh	OF	\$7	491
2008	RO	4266	7	2008	JG	Ramírez	Manny	OF	\$10	490
2008	GK	4258	8	2008	LJT	Lilly	Ted	SP	\$9	485
2008	JM	3799	9	2008	CT	Teixeira	Mark	1B	\$10	484
2008	BW	3358	10	2008	JM	Ramírez	Hanley	SS	\$11	483

#### Points by Month

YR	Owner	4	5	6	7	8	9
2008	BW	610	717	491	630	472	437
2008	CT	781	982	703	966	788	701
2008	GK	722	727	613	831	591	774
2008	JG	776	900	641	876	716	572
2008	JM	642	645	603	694	574	641
2008	LJT	709	838	706	952	723	806
2008	LRT	761	1016	696	772	749	676
2008	PW	752	805	747	788	754	519
2008	RO	729	849	686	805	588	609
2008	RP	732	930	692	1058	603	747

#### Standings by Month

YR	Owner	4	5	6	7	8	9
2008	BW	610	1327	1819	2449	2921	3358
2008	CT	781	1763	2466	3432	4220	4922
2008	GK	722	1449	2062	2894	3484	4258
2008	JG	776	1676	2316	3192	3908	4480
2008	JM	642	1287	1890	2584	3158	3799
2008	LJT	709	1547	2252	3205	3928	4734
2008	LRT	761	1777	2473	3245	3994	4670
2008	PW	752	1557	2304	3093	3846	4365
2008	RO	729	1578	2264	3068	3657	4266
2008	RP	732	1662	2354	3412	4015	4762

## Hitting

Owner	YR	R	H	HR	RBI	SB	BB	PTS	Rank
LJT	2008	721	1283	159	678	108	447	3173	1
CT	2008	654	1290	164	699	50	481	3098	2
RP	2008	658	1213	184	694	92	426	3054	3
JG	2008	651	1188	184	664	45	559	3012	4
LRT	2008	637	1224	142	635	117	458	2984	5
RO	2008	666	1212	130	584	109	431	2917	6
JM	2008	606	1105	139	554	101	436	2723	7
PW	2008	568	1120	154	586	39	372	2653	8
GK	2008	554	1082	129	563	64	412	2598	9
BW	2008	546	999	120	504	29	439	2418	10

## Pitching

Owner	YR	W	L	SV	BSV	HLD	IP	BB	SO	PTS	Rank
CT	2008	42	21	67			595	169	555	1824	1
PW	2008	35	24	73			538	153	541	1712	2
RP	2008	35	31	92			583	176	422	1708	3
LRT	2008	37	24	65			557	124	491	1686	4
GK	2008	35	30	67			572	175	531	1660	5
LJT	2008	35	30	68			546	199	477	1562	6
JG	2008	33	24	62			533	211	451	1469	7
RO	2008	45	24	41			485	219	370	1350	8
JM	2008	28	30	8			523	205	464	1076	9
BW	2008	18	25	45			346	142	325	940	10

## Playoffs

AL RP 208-CT 183

NL LRT (WC) 145-LJT 145 (Tied-LRT won Coin Toss)

WS RP 162-LRT 97

## 2009

### 3 Horse Race-Many Lead Changes

#### Standings and Top 10

YR	Owner	NetPts	Rank	YR	Owner	Lname	Fname	Pos	Salary	Points
2009	RP	5202	1	2009	LRT	Halladay	Roy	SP	\$10	586
2009	GK	4949	2	2009	CT	Lincecum	Tim	SP	\$10	577
2009	CT	4873	3	2009	RO	Pujols	Albert	1B	\$10	566
2009	LRT	4678	4	2009	JG	Sabathia	CC	SP	\$10	564
2009	PW	4643	5	2009	GK	Beckett	Josh	SP	\$9	527
2009	RO	4282	6	2009	PW	Wainwright	Adam	SP	\$8	526
2009	JG	4188	7	2009	LRT	Vázquez	Javier	SP	\$9	514
2009	LJT	3866	8	2009	LRT	Braun	Ryan	OF	\$10	511
2009	JM	3857	9	2009	RP	Howard	Ryan	1B	\$10	509
2009	SA	3592	10	2009	JM	Ramírez	Hanley	SS	\$10	486

#### Points by Month

YR	Owner	4	5	6	7	8	9
2009	CT	502	885	685	760	1005	1037
2009	GK	621	1018	727	671	987	926
2009	JG	479	852	558	608	926	764
2009	JM	470	666	522	580	847	771
2009	LJT	495	839	647	476	789	621
2009	LRT	555	945	680	702	874	923
2009	PW	451	833	674	675	1004	1007
2009	RO	526	826	662	570	930	769
2009	RP	623	912	749	837	980	1101
2009	SA	424	668	543	532	716	710

#### Standings by Month

YR	Owner	4	5	6	7	8	9
2009	CT	502	1387	2072	2831	3836	4873
2009	GK	621	1639	2366	3036	4023	4949
2009	JG	479	1331	1889	2498	3424	4188
2009	JM	470	1136	1659	2239	3086	3857
2009	LJT	495	1334	1980	2456	3245	3866
2009	LRT	555	1500	2180	2881	3755	4678
2009	PW	451	1283	1957	2632	3636	4643
2009	RO	526	1353	2014	2584	3514	4282
2009	RP	623	1535	2284	3121	4101	5202
2009	SA	424	1092	1635	2167	2883	3592

## Hitting

Owner	YR	R	H	HR	RBI	SB	BB	PTS	Rank
GK	2009	742	1245	219	741	82	592	3325	1
RP	2009	662	1265	195	727	111	442	3181	2
CT	2009	655	1286	167	639	98	427	3059	3
RO	2009	681	1129	164	592	140	551	2982	4
PW	2009	583	1168	190	675	56	463	2904	5
LRT	2009	614	1191	165	619	93	411	2888	6
JG	2009	620	1166	149	610	102	399	2847	7
JM	2009	568	1146	138	593	67	401	2713	8
LJT	2009	528	979	156	558	54	421	2486	9
SA	2009	531	1002	123	469	105	383	2422	10

## Pitching

Owner	YR	W	L	SV	BSV	HLD	IP	BB	SO	PTS	Rank
RP	2009	38	26	91			618	143	622	2021	1
CT	2009	37	23	68			578	178	631	1814	2
LRT	2009	40	27	59			616	175	596	1790	3
PW	2009	44	21	61			554	159	513	1739	4
GK	2009	38	27	65			562	160	457	1624	5
LJT	2009	33	34	49			494	177	475	1380	6
JG	2009	30	34	34			566	175	488	1341	7
RO	2009	32	32	32			534	199	485	1300	8
SA	2009	18	31	63			463	184	390	1170	9
JM	2009	29	29	23			510	250	485	1144	10

## Playoffs

AL GK 231-RP 137

NL LRT 166-PW (WC) 122

WS GK 204-LRT 180

## 2010

*RP Goes from Last to First-Very Close for 2,3,4*

### Standings and Top 10

YR	Owner	NetPts	Rank	YR	Owner	Lname	Fname	Pos	Salary	Points
2010	RP	4989	1	2010	LJT	Halladay	Roy	SP	\$8	637
2010	CT	4808	2	2010	JM	Sabathia	CC	SP	\$8	591
2010	LRT	4705	3	2010	JM	Pujols	Albert	1B	\$8	524
2010	LJT	4696	4	2010	CT	Cabrera	Miguel	1B	\$8	503
2010	GK	4621	5	2010	RO	González	Carlos	OF	\$6	493
2010	SA	4607	6	2010	PW	Wainwright	Adam	SP	\$8	493
2010	JG	4571	7	2010	SA	Jiménez	Ubaldo	SP	\$8	485
2010	RO	4504	8	2010	RP	Crawford	Carl	OF	\$8	473
2010	JM	4481	9	2010	GK	Bell	Heath	RP	\$8	470
2010	PW	4306	10	2010	LRT	Canó	Robinson	2B	\$8	461

### Points by Month

YR	Owner	4	5	6	7	8	9
2010	CT	580	998	773	720	899	838
2010	GK	531	1046	730	628	788	898
2010	JG	599	874	768	637	787	906
2010	JM	480	843	775	581	865	937
2010	LJT	616	888	694	749	911	838
2010	LRT	515	819	787	708	960	918
2010	PW	559	829	648	638	874	757
2010	RO	621	884	668	567	904	860
2010	RP	436	966	875	686	1008	1019
2010	SA	623	791	782	640	838	934

### Standings by Month

YR	Owner	4	5	6	7	8	9
2010	CT	580	1578	2351	3071	3971	4808
2010	GK	531	1577	2307	2935	3723	4621
2010	JG	599	1474	2241	2878	3665	4571
2010	JM	480	1323	2097	2679	3544	4481
2010	LJT	616	1504	2198	2947	3859	4696
2010	LRT	515	1333	2120	2828	3788	4705
2010	PW	559	1388	2036	2675	3549	4306
2010	RO	621	1504	2172	2739	3644	4504
2010	RP	436	1402	2277	2963	3971	4989
2010	SA	623	1414	2195	2835	3673	4607

## Hitting

Owner	YR	R	H	HR	RBI	SB	BB	PTS	Rank
RO	2010	728	1275	164	626	89	467	3116	1
RP	2010	693	1255	145	607	108	483	3050	2
CT	2010	641	1234	153	653	79	475	2998	3
JM	2010	655	1304	122	530	143	461	2985	4
LRT	2010	603	1184	174	694	85	462	2971	5
SA	2010	591	1219	164	647	85	429	2921	6
GK	2010	602	1139	176	640	73	488	2874	7
LJT	2010	612	1162	164	619	51	488	2852	8
JG	2010	626	1151	165	597	72	455	2839	9
PW	2010	587	1144	132	564	76	483	2745	10

## Pitching

Owner	YR	W	L	SV	BSV	HLD	IP	BB	SO	PTS	Rank
RP	2010	44	25	80	11	1	613	185	608	1939	1
LJT	2010	47	28	56	15	6	631	148	572	1844	2
CT	2010	39	29	72	7	0	635	196	579	1810	3
GK	2010	42	26	69	9	4	577	226	571	1747	4
LRT	2010	36	36	75	13	0	597	231	633	1734	5
JG	2010	41	29	78	18	1	577	225	558	1732	6
SA	2010	38	26	55	11	14	586	179	562	1686	7
PW	2010	34	35	47	7	9	591	162	541	1561	8
JM	2010	37	25	55	8	7	546	179	433	1496	9
RO	2010	33	30	42	13	19	557	177	432	1388	10

## Playoffs

AL LJT (WC) 182-RP 149

NL LRT 232-CT 144

WS LJT 168-LRT 134

# 2011

## Three Team Race- JG wins it in July and August

### Standings and Top 10

YR	Owne	NetPts	Rank	YR	Owner	Lname	Fname	Pos	Salary	Points
2011	JG	5161	1	2011	SA	Halladay	Roy	SP	\$8	628
2011	CT	5059	2	2011	GK	Kershaw	Clayton	SP	\$8	611
2011	SA	4983	3	2011	JG	Lee	Cliff	SP	\$8	608
2011	GK	4790	4	2011	LRT	Kemp	Matt	OF	\$7	552
2011	LRT	4716	5	2011	SA	Weaver	Jered	SP	\$8	529
2011	RP	4688	6	2011	JG	González	Adrián	1B	\$8	503
2011	LJT	4663	7	2011	LRT	Braun	Ryan	OF	\$8	502
2011	RO	4651	8	2011	CT	Cabrera	Miguel	1B	\$8	499
2011	PW	4549	9	2011	LJT	Votto	Joey	1B	\$8	481
2011	JM	4091	10	2011	SA	Granderso	Curtis	OF	\$6	471

### Points by Month

YR	Owner	4	5	6	7	8	9
2011	CT	689	899	844	896	866	865
2011	GK	632	894	842	861	752	809
2011	JG	613	981	879	963	888	837
2011	JM	520	700	638	787	703	742
2011	LJT	648	968	695	717	870	766
2011	LRT	780	827	757	872	753	729
2011	PW	644	795	823	828	556	903
2011	RO	627	855	679	859	766	864
2011	RP	604	713	780	919	803	869
2011	SA	697	915	695	867	889	920

### Standings by Month

YR	Owner	4	5	6	7	8	9
2011	CT	689	1588	2432	3328	4194	5059
2011	GK	632	1526	2368	3229	3981	4790
2011	JG	613	1594	2473	3436	4324	5161
2011	JM	520	1221	1858	2645	3349	4091
2011	LJT	648	1615	2311	3028	3897	4663
2011	LRT	780	1606	2363	3235	3987	4716
2011	PW	644	1439	2262	3091	3646	4549
2011	RO	627	1483	2161	3020	3787	4651
2011	RP	604	1317	2097	3016	3819	4688
2011	SA	697	1613	2307	3174	4063	4983

## Hitting

Owner	YR	R	H	HR	RBI	SB	BB	PTS	Rank
CT	2011	703	1330	168	671	105	526	3240	1
SA	2011	733	1201	208	687	138	541	3238	2
JG	2011	660	1279	183	688	48	498	3107	3
RO	2011	628	1265	183	696	75	461	3078	4
LRT	2011	676	1184	193	635	151	395	3037	5
LJT	2011	664	1238	138	587	111	521	2999	6
PW	2011	611	1229	166	638	67	441	2932	7
GK	2011	603	1135	179	650	73	487	2884	8
RP	2011	590	1208	156	621	50	372	2811	9
JM	2011	585	1156	141	551	112	392	2741	10

## Pitching

Owner	YR	W	L	SV	BSV	HLD	IP	BB	SO	PTS	Rank
JG	2011	39	26	92	10	0	651	182	673	2054	1
GK	2011	45	23	80	10	0	569	178	594	1906	2
RP	2011	48	35	64	11	0	680	208	583	1877	3
CT	2011	44	27	63	4	4	612	178	560	1819	4
SA	2011	47	27	40	4	2	645	155	543	1745	5
LRT	2011	31	33	64	12	2	601	155	606	1679	6
LJT	2011	36	36	74	11	0	608	206	527	1664	7
PW	2011	33	26	76	11	0	550	161	487	1617	8
RO	2011	28	37	71	11	2	619	207	537	1573	9
JM	2011	35	30	48	16	6	524	186	424	1350	10

## Playoffs

AL JG 194 GK (WC) 157

NL CT 203 SA 134

WS CT 208 JG 188

## 2012

*The DZ Team Triumphs after Strong finish by JM-3,4,5 Spots very Close*

### Standings and Top 10

YR	Owner	NetPts	Rank	YR	Owner	Lname	Fname	Pos	Salary	Points
2012	DZ	5081	1	2012	GK	Verlander	Justin	SP	\$8	593
2012	JM	5008	2	2012	CT	Cabrera	Miguel	3B	\$8	534
2012	CT	4893	3	2012	LRT	Price	David	SP	\$7	518
2012	LRT	4887	4	2012	JM	Shields	James	SP	\$8	510
2012	PW	4807	5	2012	RO	Braun	Ryan	OF	\$8	479
2012	GK	4777	6	2012	CT	Hernández	Félix	SP	\$8	475
2012	RP	4773	7	2012	DZ	Kershaw	Clayton	SP	\$8	464
2012	LJT	4668	8	2012	LJT	González	Gio	SP	\$7	464
2012	RO	4533	9	2012	DZ	Canó	Robinson	2B	\$8	462
2012	JG	4432	10	2012	LRT	McCutchen	Andrew	OF	\$8	458

### Points by Month

YR	Owner	4	5	6	7	8	9
2012	CT	623	770	665	932	854	1049
2012	DZ	687	866	784	971	767	1007
2012	GK	674	745	650	915	748	1046
2012	JG	703	794	706	757	713	758
2012	JM	730	684	760	962	858	1013
2012	LJT	701	757	674	883	718	935
2012	LRT	658	671	709	974	774	1101
2012	PW	604	842	739	979	761	881
2012	RO	669	764	715	718	799	868
2012	RP	556	768	815	895	692	1048

### Standings by Month

YR	Owner	4	5	6	7	8	9
2012	CT	623	1393	2058	2990	3844	4893
2012	DZ	687	1553	2336	3307	4074	5081
2012	GK	674	1419	2068	2984	3731	4777
2012	JG	703	1497	2204	2961	3674	4432
2012	JM	730	1415	2175	3137	3995	5008
2012	LJT	701	1458	2132	3015	3733	4668
2012	LRT	658	1329	2038	3012	3786	4887
2012	PW	604	1446	2185	3165	3926	4807
2012	RO	669	1433	2148	2865	3665	4533
2012	RP	556	1325	2139	3034	3726	4773

## Hitting

Owner	YR	R	H	HR	RBI	SB	BB	PTS	Rank
JM	2012	742	1300	188	656	142	512	3284	1
DZ	2012	701	1288	208	689	101	487	3231	2
LRT	2012	687	1304	161	636	122	481	3151	3
CT	2012	698	1230	197	687	82	485	3137	4
RO	2012	676	1266	188	604	84	432	3034	5
PW	2012	602	1250	163	672	64	453	2978	6
GK	2012	620	1234	170	636	92	429	2967	7
LJT	2012	626	1209	171	642	84	429	2947	8
JG	2012	614	1086	192	623	53	511	2824	9
RP	2012	579	1207	136	580	82	353	2761	10

## Pitching

Owner	YR	W	L	SV	BSV	HLD	IP	BB	SO	PTS	Rank
RP	2012	46	16	73	4	3	608	168	633	2012	1
DZ	2012	38	24	60	4	11	669	207	623	1850	2
PW	2012	44	32	63	9	0	611	194	629	1829	3
GK	2012	41	25	54	6	16	622	151	568	1810	4
CT	2012	31	32	68	15	15	611	158	619	1756	5
LRT	2012	40	28	65	16	1	574	173	594	1736	6
JM	2012	32	34	70	10	19	556	187	626	1724	7
LJT	2012	42	35	73	8	2	564	186	524	1721	8
JG	2012	43	26	35	11	16	591	169	523	1608	9
RO	2012	39	42	44	16	4	602	187	514	1499	10

## Playoffs

AL DZ 82 JM 72

NL LRT (WC) 163 CT 122

WS DZ 114 LRT 63

## 2013

### Three Owner Race- Close Till The End- RO with First Win

#### Standings and Top 10

YR	Owner	NetPts	Rank	YR	Owner	Lname	Fname	Pos	Salary	Points
2013	RO	5131	1	2013	LRT	Kershaw	Clayton	SP	\$8	555
2013	LRT	5019	2	2013	ST	Darvish	Yu	SP	\$7	535
2013	CT	4967	3	2013	RO	Scherzer	Max	SP	\$8	521
2013	RP	4817	4	2013	GK	Trout	Mike	OF	\$8	511
2013	GK	4690	5	2013	ZT	Goldschm	Paul	1B	\$7	511
2013	ZT	4676	6	2013	LJT	Davis	Chris	1B	\$7	501
2013	JG	4648	7	2013	CT	Cabrera	Miguel	1B	\$8	494
2013	PW	4598	8	2013	RO	Kimbrel	Craig	RP	\$8	472
2013	DT	4485	9	2013	LJT	Bumgarne	Madiso	SP	\$8	467
2013	LJT	4090	10	2013	LJT	Jones	Adam	OF	\$8	454
2013	ST	3921	11							

#### Points by Month

YR	Owner	4	5	6	7	8	9
2013	CT	755	805	1009	683	756	959
2013	DT	656	718	765	707	689	950
2013	GK	788	861	873	672	677	820
2013	JG	715	636	985	680	775	858
2013	LJT	681	553	830	683	615	729
2013	LRT	693	811	962	736	866	952
2013	PW	716	660	891	670	725	936
2013	RO	763	736	1086	669	841	1036
2013	RP	604	834	907	636	776	1061
2013	ST	710	656	694	574	647	640
2013	ZT	782	668	836	763	774	854

#### Standings by Month

YR	Owner	4	5	6	7	8	9
2013	CT	755	1560	2569	3252	4008	4967
2013	DT	656	1375	2140	2847	3535	4485
2013	GK	788	1649	2522	3194	3870	4690
2013	JG	715	1351	2336	3015	3790	4648
2013	LJT	681	1234	2064	2747	3361	4090
2013	LRT	693	1504	2466	3201	4067	5019
2013	PW	716	1376	2267	2937	3662	4598
2013	RO	763	1499	2585	3254	4096	5131
2013	RP	604	1438	2345	2980	3756	4817
2013	ST	710	1366	2060	2634	3281	3921
2013	ZT	782	1450	2286	3048	3822	4676

## Hitting

Owner	YR	R	H	HR	RBI	SB	BB	PTS	Rank
CT	2013	676	1257	182	675	96	532	3152	1
LRT	2013	663	1319	165	677	60	443	3106	2
RO	2013	658	1269	145	600	103	461	3006	3
GK	2013	612	1227	165	607	163	435	2992	4
RP	2013	628	1282	148	592	68	485	2961	5
JG	2013	598	1280	162	677	48	381	2956	6
ZT	2013	630	1250	150	631	70	436	2949	7
DT	2013	611	1180	137	537	79	546	2817	8
PW	2013	620	1201	144	572	68	398	2804	9
LJT	2013	574	1117	173	577	59	373	2687	10
ST	2013	518	1016	123	497	40	400	2394	11

## Pitching

Owner	YR	W	L	SV	BSV	HLD	IP	BB	SO	PTS	Rank
RO	2013	55	24	85	12	0	612	167	618	2125	1
LRT	2013	40	25	78	8	3	607	187	635	1913	2
RP	2013	41	26	73	14	0	615	128	559	1856	3
CT	2013	36	22	72	9	0	575	162	631	1815	4
PW	2013	38	35	84	16	0	617	185	555	1794	5
ZT	2013	33	36	77	13	0	595	158	579	1727	6
GK	2013	41	24	59	7	4	570	172	535	1698	7
JG	2013	35	23	66	5	5	577	181	549	1692	8
DT	2013	30	32	75	5	16	553	156	524	1668	9
ST	2013	26	28	63	12	9	553	195	572	1527	10
LJT	2013	33	27	46	6	1	512	147	462	1403	11

## Playoffs

GD GK (WC) 174 RO 144

NL LRT 187 CT 142

WS LRT 193 GK 145

## 2014

*Close Race through the Season- GK pulls it out in September-DT Almost Catches CT*

### Standings and Top 10

YR	Owner	NetPts	Rank	YR	Owner	Lname	Fname	Pos	Salary	Points
2014	GK	5109	1	2014	ST	Hernandez	Felix	SP	\$8	600
2014	CT	4885	2	2014	LRT	Scherzer	Max	SP	\$8	578
2014	DT	4852	3	2014	JG	Price	David	SP	\$7	515
2014	ZT	4743	4	2014	GK	Kershaw	Clayton	SP	\$8	510
2014	LRT	4699	5	2014	CT	Bumgarner	Madison	SP	\$7	500
2014	RP	4599	6	2014	ZT	Trout	Mike	OF	\$8	493
2014	ST	4381	7	2014	ZT	Lester	Jon	SP	\$7	468
2014	JG	4320	8	2014	JG	Cabrera	Miguel	3B	\$8	457
2014	LJT	4175	9	2014	GK	Bautista	Jose	OF	\$7	455
2014	PW	4064	10	2014	GK	Altuve	Jose	2B	\$6	450
2014	RO	4061	11							

### Points by Month

YR	Owner	4	5	6	7	8	9
2014	CT	714	785	998	712	907	769
2014	DT	764	686	1036	658	938	770
2014	GK	686	798	1031	742	924	927
2014	JG	690	626	895	635	745	730
2014	LJT	691	640	816	589	837	601
2014	LRT	710	790	917	644	956	683
2014	PW	617	622	819	559	790	658
2014	RO	715	592	830	559	844	522
2014	RP	672	600	920	618	1015	775
2014	ST	671	706	858	697	790	659
2014	ZT	777	711	987	684	850	734

### Standings by Month

YR	Owner	4	5	6	7	8	9
2014	CT	714	1499	2497	3209	4117	4885
2014	DT	764	1450	2486	3144	4082	4852
2014	GK	686	1484	2515	3257	4182	5109
2014	JG	690	1316	2210	2845	3590	4320
2014	LJT	691	1332	2147	2737	3574	4175
2014	LRT	710	1499	2416	3060	4016	4699
2014	PW	617	1239	2058	2617	3406	4064
2014	RO	715	1307	2137	2696	3540	4061
2014	RP	672	1272	2192	2809	3824	4599
2014	ST	671	1378	2235	2932	3722	4381
2014	ZT	777	1488	2475	3159	4009	4743

## Hitting

Owner	YR	R	H	HR	RBI	SB	BB	PTS	Rank
ZT	2014	700	1266	143	588	103	526	3063	1
DT	2014	624	1282	144	637	108	510	3050	2
LRT	2014	666	1255	163	630	70	501	3035	3
GK	2014	621	1256	166	594	106	400	2943	4
CT	2014	606	1207	168	609	60	525	2913	5
RP	2014	606	1294	107	515	111	344	2805	6
ST	2014	568	1156	155	610	53	383	2734	7
JG	2014	588	1146	136	585	63	303	2670	8
PW	2014	565	1110	151	531	60	441	2638	9
RO	2014	542	1030	164	561	59	384	2548	10
LJT	2014	553	1020	124	491	133	340	2491	11

## Pitching

Owner	YR	W	L	SV	BSV	HLD	IP	BB	SO	PTS	Rank
GK	2014	51	27	84	10	2	635	155	675	2166	1
CT	2014	43	31	82	10	3	613	171	635	1972	2
DT	2014	43	36	61	8	6	632	207	609	1802	3
RP	2014	38	26	66	12	0	579	121	598	1794	4
LJT	2014	34	26	80	9	1	482	129	545	1684	5
ZT	2014	37	38	50	6	8	631	172	585	1680	6
LRT	2014	36	32	60	11	3	567	157	582	1664	7
JG	2014	40	36	41	7	12	606	163	574	1650	8
ST	2014	35	23	47	10	15	574	167	592	1647	9
RO	2014	30	31	68	12	1	533	155	493	1513	10
PW	2014	33	32	54	10	6	539	159	434	1426	11

## Playoffs

GD RP (WC) 113 GK 98

NL CT 132 DT 109

WS RP 217 CT 177

## 2015

### Two Horse Race- Extremely Close for 3 Spot-ZT takes 3rd

#### Standings and Top 10

YR	Owner	NetPts	Rank	YR	Owner	Lname	Fname	Pos	Salary	Points
2015	CT	5097	1	2015	CT	Kershaw	Clayton	SP	\$8	662
2015	DT	5027	2	2015	LJT	Scherzer	Max	SP	\$8	602
2015	ZT	4660	3	2015	PW	Arrieta	Jake	SP	\$6	558
2015	JG	4656	4	2015	JG	Keuchel	Dallas	SP	\$7	535
2015	ET	4644	5	2015	ZT	Greinke	Zack	SP	\$8	528
2015	RO	4641	6	2015	ET	Hernandez	Felix	SP	\$8	523
2015	LJT	4632	7	2015	LRT	Donaldson	Josh	3B	\$8	513
2015	PW	4548	8	2015	RO	Goldschmidt	Paul	1B	\$7	508
2015	GK	4508	9	2015	ET	Harper	Bryce	OF	\$6	499
2015	LRT	4245	10	2015	LRT	Archer	Chris	SP	\$6	475
2015	RP	4138	11							
2015	ST	3972	12							

#### Points by Month

YR	Owner	4	5	6	7	8	9
2015	CT	485	1092	793	703	976	1048
2015	DT	527	836	899	755	984	1027
2015	ET	623	925	661	615	847	973
2015	GK	474	889	690	639	962	854
2015	JG	451	992	773	632	968	840
2015	LJT	593	894	655	629	938	924
2015	LRT	503	876	734	544	857	732
2015	PW	432	978	691	618	957	871
2015	RO	502	958	624	636	924	997
2015	RP	382	743	574	777	908	755
2015	ST	505	686	538	601	919	722
2015	ZT	446	1025	649	684	908	948

#### Standings by Month

YR	Owner	4	5	6	7	8	9
2015	CT	485	1577	2370	3073	4049	5097
2015	DT	527	1362	2262	3017	4001	5027
2015	ET	623	1548	2209	2824	3671	4644
2015	GK	474	1363	2053	2692	3654	4508
2015	JG	451	1443	2216	2848	3816	4656
2015	LJT	593	1486	2141	2770	3709	4632
2015	LRT	503	1379	2113	2656	3513	4245
2015	PW	432	1410	2101	2720	3677	4548
2015	RO	502	1459	2084	2720	3643	4641
2015	RP	382	1125	1699	2476	3383	4138
2015	ST	505	1192	1730	2331	3250	3972
2015	ZT	446	1471	2121	2805	3712	4660

### Hitting

Owner	YR	R	H	HR	RBI	SB	BB	PTS	Rank
DT	2015	675	1228	214	685	105	500	3157	1
CT	2015	658	1191	206	706	61	488	3066	2
RO	2015	643	1292	141	545	131	399	2952	3
ET	2015	656	1180	192	571	78	454	2904	4
JG	2015	588	1184	165	616	46	474	2836	5
PW	2015	615	1224	124	530	117	441	2831	6
GK	2015	612	1238	143	542	105	360	2820	7
ZT	2015	595	1157	148	607	77	431	2800	8
LJT	2015	594	1141	182	614	46	389	2772	9
LRT	2015	599	1087	159	584	47	472	2712	10
ST	2015	531	1117	173	569	34	347	2598	11
RP	2015	537	1132	133	506	69	299	2527	12

### Pitching

Owner	YR	W	L	SV	BSV	HLD	IP	BB	SO	PTS	Rank
CT	2015	42	29	67	12	3	624	142	757	2031	1
DT	2015	36	33	55	6	12	634	165	720	1870	2
LJT	2015	34	31	78	7	7	570	116	623	1860	3
ZT	2015	45	23	62	8	3	608	148	572	1860	4
JG	2015	39	30	79	9	3	593	125	518	1820	5
ET	2015	52	29	27	9	31	595	181	561	1740	6
PW	2015	44	29	46	11	11	579	155	576	1717	7
RO	2015	33	28	65	7	1	551	167	621	1689	8
GK	2015	37	31	56	12	3	557	134	605	1688	9
RP	2015	34	29	70	7	0	529	122	484	1611	10
LRT	2015	35	32	34	11	23	570	188	587	1533	11
ST	2015	28	28	41	9	22	524.2	151	464	1374	12

**Playoffs**

GD DT 197 CT 174

NL ZT 148 JG (WC) 113

WS ZT 138 DT 119



## 2016

*CT Coasts to Victory- DT Finishes Strong- CT,DT,ZT contingent dominates league*

### Standings and Top 10

YR	Owner	NetPts	Rank	YR	Owner	Lname	Fname	Pos	Salary	Points
2016	CT	5287	1	2016	BW	Scherzer	Max	SP	\$8	675
2016	DT	5101	2	2016	LRT	Sale	Chris	SP	\$8	588
2016	ZT	4919	3	2016	RP	Cueto	Johnny	SP	\$7	538
2016	GK	4852	4	2016	CT	Betts	Mookie	OF	\$7	531
2016	ET	4783	5	2016	ET	Trout	Mike	OF	\$8	513
2016	PW	4597	6	2016	CT	Fernandez	Jose	SP	\$7	511
2016	RO	4580	7	2016	ZT	Bumgarne	Madiso	SP	\$8	508
2016	LRT	4580	8	2016	RP	Arenado	Nolan	3B	\$8	508
2016	RP	4570	9	2016	ET	Arrieta	Jake	SP	\$8	503
2016	ST	4541	10	2016	DT	Altuve	Jose	2B	\$8	503
2016	JG	4241	11							
2016	LJT	4171	12							
2016	BW	4107	13							

### Points by Month

YR	Owner	4	5	6	7	8	9
2016	BW	505	856	606	801	615	724
2016	CT	503	1156	873	907	812	1037
2016	DT	553	1027	717	932	871	1000
2016	ET	579	958	645	848	784	968
2016	GK	617	913	824	798	820	881
2016	JG	457	805	653	746	725	855
2016	LJT	442	761	688	751	716	812
2016	LRT	516	839	727	788	780	930
2016	PW	436	836	726	865	708	1027
2016	RO	506	1000	783	799	709	783
2016	RP	484	863	786	830	689	917
2016	ST	466	924	755	759	764	873
2016	ZT	482	946	861	852	782	997

### Standings by Month

YR	Owner	4	5	6	7	8	9
2016	BW	505	1361	1967	2768	3383	4107
2016	CT	503	1659	2531	3438	4250	5287
2016	DT	553	1580	2297	3230	4101	5101
2016	ET	579	1537	2182	3030	3815	4783
2016	GK	617	1530	2353	3151	3971	4852
2016	JG	457	1262	1916	2662	3387	4241
2016	LJT	442	1203	1891	2642	3358	4171
2016	LRT	516	1355	2082	2871	3650	4580
2016	PW	436	1272	1998	2862	3570	4597
2016	RO	506	1506	2290	3088	3797	4580
2016	RP	484	1348	2134	2963	3653	4570
2016	ST	466	1390	2145	2905	3668	4541
2016	ZT	482	1428	2288	3140	3922	4919

### Hitting

Owner	YR	R	H	HR	RBI	SB	BB	PTS	Rank
CT	2016	745	1328	224	714	82	444	3315	1
ZT	2016	740	1285	161	633	160	557	3258	2
DT	2016	705	1291	211	671	80	508	3212	3
GK	2016	709	1197	235	696	66	510	3158	4
ET	2016	676	1227	199	651	86	510	3094	5
ST	2016	627	1284	193	650	45	369	2984	6
JG	2016	623	1157	199	677	58	502	2965	7
RP	2016	631	1148	193	663	96	410	2936	8
LRT	2016	624	1196	212	655	34	426	2934	9
PW	2016	631	1193	195	627	64	410	2915	10
RO	2016	626	1182	175	637	58	420	2888	11
LJT	2016	574	1090	175	593	27	456	2687	12
BW	2016	503	1047	169	584	27	350	2505	13

### Pitching

Owner	YR	W	L	SV	BSV	HLD	IP	BB	SO	PTS	Rank
CT	2016	47	20	55	5	29	539	159	686	1972	1
DT	2016	41	29	83	11	1	576	139	579	1889	2
GK	2016	41	31	40	10	30	550	167	612	1694	3
RO	2016	41	30	59	11	3	561	168	567	1692	4
ET	2016	45	32	39	10	14	587	186	598	1689	5
PW	2016	44	29	57	12	5	569	203	554	1682	6
ZT	2016	38	24	52	18	4	568	181	620	1661	7
LRT	2016	35	27	71	2	0	531	162	518	1646	8
RP	2016	40	28	50	10	11	561	163	537	1634	9
BW	2016	40	28	46	13	12	542	151	542	1602	10
ST	2016	25	27	98	11	0	468	128	443	1557	11
LJT	2016	27	39	80	7	2	519.7	177	469	1484	12
JG	2016	24	44	33	8	10	539	160	537	1276	13

**Playoffs**

WC ET 91 GK 51

AL DT 157 ZT 106

GD CT 184 ET 140

WS DT 252 CT 238



## 2017

### ZT,ET,DT,CT Contingent Strikes Again- Good race for 1,2 slots and for 3rd

#### Standings and Top 10

YR	Owner	NetPts	Rank	YR	Owner	Lname	Fname	Pos	Salary	Points
2017	ZT	5130	1	2017	LRT	Kluber	Corey	SP	\$8	608
2017	ET	5038	2	2017	ZT	Scherzer	Max	SP	\$8	566
2017	DT	4798	3	2017	ZT	Blackmon	Charlie	OF	\$8	538
2017	CT	4713	4	2017	ST	deGrom	Jacob	SP	\$7	530
2017	PW	4419	5	2017	ET	Stanton	Giancar	OF	\$7	527
2017	LRT	4396	6	2017	JG	Kershaw	Clayton	SP	\$8	505
2017	JG	4381	7	2017	ZT	Goldschm	Paul	1B	\$8	504
2017	LJT	4330	8	2017	DT	Votto	Joey	1B	\$7	493
2017	RP	4153	9	2017	ZT	Arenado	Nolan	3B	\$8	488
2017	GK	4131	10	2017	ET	Altuve	Jose	2B	\$8	482
2017	RO	4123	11							
2017	ST	4055	12							

#### Points by Month

YR	Owner	4	5	6	7	8	9
2017	CT	658	649	763	864	791	988
2017	DT	699	763	802	843	775	915
2017	ET	703	710	803	962	769	1091
2017	GK	670	606	618	736	635	866
2017	JG	640	671	820	753	660	837
2017	LJT	684	651	608	788	750	849
2017	LRT	709	588	758	857	742	742
2017	PW	632	769	733	713	781	791
2017	RO	688	626	664	671	690	784
2017	RP	648	673	707	726	673	727
2017	ST	528	648	651	810	680	737
2017	ZT	734	779	825	937	733	1122

#### Standings by Month

YR	Owner	4	5	6	7	8	9
2017	CT	658	1307	2070	2934	3725	4713
2017	DT	699	1462	2264	3108	3882	4798
2017	ET	703	1413	2217	3178	3947	5038
2017	GK	670	1276	1894	2630	3264	4131
2017	JG	640	1311	2131	2883	3543	4381
2017	LJT	684	1335	1943	2731	3481	4330
2017	LRT	709	1298	2056	2913	3654	4396
2017	PW	632	1401	2133	2847	3627	4419
2017	RO	688	1315	1979	2649	3339	4123
2017	RP	648	1321	2028	2754	3427	4153
2017	ST	528	1177	1828	2638	3318	4055
2017	ZT	734	1513	2338	3276	4009	5130

### Hitting

Owner	YR	R	H	HR	RBI	SB	BB	PTS	Rank
ET	2017	747	1289	249	737	97	561	3400	1
ZT	2017	777	1304	242	745	85	482	3394	2
CT	2017	655	1223	217	746	51	453	3117	3
DT	2017	699	1195	185	598	110	576	3075	4
LJT	2017	638	1107	207	661	61	471	2910	5
PW	2017	622	1067	190	626	31	421	2747	6
RP	2017	593	1148	154	545	93	416	2741	7
LRT	2017	564	1110	186	602	27	405	2692	8
GK	2017	605	1036	172	550	69	447	2656	9
JG	2017	553	1052	178	607	41	431	2647	10
ST	2017	551	1122	146	504	29	346	2525	11
RO	2017	547	959	153	524	54	430	2452	12

### Pitching

Owner	YR	W	L	SV	BSV	HLD	IP	BB	SO	PTS	Rank
ZT	2017	38	25	50	12	11	568	166	656	1736	1
JG	2017	38	26	67	15	0	525	138	612	1734	2
DT	2017	42	30	61	10	3	573	192	583	1723	3
LRT	2017	34	26	54	7	8	528	130	649	1704	4
PW	2017	41	24	38	4	10	552	172	626	1672	5
RO	2017	36	29	64	5	3	545	143	546	1671	6
ET	2017	35	35	51	6	6	569	179	627	1638	7
CT	2017	31	38	52	12	23	540	201	654	1596	8
ST	2017	28	22	66	8	16	488	140	492	1530	9
GK	2017	34	33	56	7	12	495	189	509	1475	10
LJT	2017	25	33	64	9	6	468	159	535	1420	11
RP	2017	35	32	25	9	42	505.3	173	507	1412	12

**Playoffs**

WC DT 146 PW 130

AL CT 197 ET 183

NL ZT 187 DT 127

WS ZT 239 CT 164



## 2018

*Close Race between GK,DT- LJT,ZT almost catch CT for 3rd*

### Standings and Top 10

YR	Owner	NetPts	Rank	YR	Owner	Lname	Fname	Pos	Salary	Points
2018	GK	5072	1	2018	ET	Scherzer	Max	SP	\$8	665
2018	DT	4903	2	2018	GK	Verlander	Justin	SP	\$8	630
2018	CT	4745	3	2018	LRT	Kluber	Corey	SP	\$8	620
2018	LJT	4681	4	2018	ST	deGrom	Jacob	SP	\$8	533
2018	ZT	4646	5	2018	LJT	Severino	Luis	SP	\$8	531
2018	LRT	4586	6	2018	GK	Martinez	J.D.	OF	\$8	513
2018	ET	4560	7	2018	DT	Lindor	Francis	SS	\$8	502
2018	RO	4549	8	2018	ZT	Yelich	Christia	OF	\$7	502
2018	RP	4529	9	2018	GK	Diaz	Edwin	RP	\$7	501
2018	JG	4478	10	2018	JG	Ramirez	Jose	3B	\$7	497
2018	ST	4149	11							
2018	PW	3780	12							

### Points by Month

YR	Owner	4	5	6	7	8	9
2018	CT	842	767	710	803	741	882
2018	DT	741	786	807	947	760	862
2018	ET	862	678	614	932	635	839
2018	GK	828	708	769	909	792	1067
2018	JG	770	712	794	732	640	830
2018	LJT	815	694	782	789	666	936
2018	LRT	801	784	691	834	717	759
2018	PW	750	659	557	618	556	640
2018	RO	708	665	711	930	729	808
2018	RP	867	752	678	778	683	771
2018	ST	850	535	543	719	686	817
2018	ZT	635	680	636	871	776	1049

### Standings by Month

YR	Owner	4	5	6	7	8	9
2018	CT	842	1610	2319	3122	3863	4745
2018	DT	741	1527	2334	3281	4041	4903
2018	ET	862	1540	2154	3086	3721	4560
2018	GK	828	1536	2305	3214	4005	5072
2018	JG	770	1482	2276	3008	3648	4478
2018	LJT	815	1509	2290	3080	3746	4681
2018	LRT	801	1585	2276	3110	3827	4586
2018	PW	750	1409	1966	2584	3140	3780
2018	RO	708	1373	2084	3013	3742	4549
2018	RP	867	1619	2297	3075	3758	4529
2018	ST	850	1385	1928	2647	3333	4149
2018	ZT	635	1314	1950	2821	3597	4646

### Hitting

Owner	YR	R	H	HR	RBI	SB	BB	PTS	Rank
DT	2018	752	1244	227	684	89	539	3266	1
ZT	2018	679	1188	200	642	90	425	3012	2
CT	2018	680	1150	181	634	75	559	3000	3
GK	2018	632	1150	202	679	93	422	2967	4
JG	2018	603	1210	188	662	79	420	2952	5
LJT	2018	665	1169	180	628	61	492	2949	6
RP	2018	633	1153	200	610	96	509	2947	7
LRT	2018	613	1130	209	664	47	446	2886	8
RO	2018	658	1136	165	568	110	481	2878	9
ET	2018	613	1118	125	536	67	566	2742	10
ST	2018	607	1062	169	550	68	371	2642	11
PW	2018	548	991	169	575	40	395	2521	12

### Pitching

Owner	YR	W	L	SV	BSV	HLD	IP	BB	SO	PTS	Rank
GK	2018	40	25	94	8	0	577	137	720	2105	1
ET	2018	41	26	57	12	11	552	177	690	1818	2
CT	2018	44	23	37	12	26	546	192	668	1745	3
LJT	2018	41	26	48	8	18	544	147	603	1732	4
LRT	2018	41	21	44	9	13	528	125	592	1700	5
RO	2018	35	33	64	10	3	550	185	622	1671	6
DT	2018	34	33	54	10	11	563	179	617	1637	7
ZT	2018	37	23	40	5	15	563	149	575	1634	8
RP	2018	35	34	50	9	7	567	215	618	1582	9
JG	2018	35	33	41	9	17	543	149	541	1526	10
ST	2018	32	31	34	12	31	528	163	590	1507	11
PW	2018	29	24	39	9	6	451	146	453	1259	12

**Playoffs**

WC CT 125 LJT 69

AL DT 201 ZT 146

NL GK 142 CT 105

WS GK 148 DT 112



## 2019

*There's that Pesky DT,ET,ZT contingent again- Great/Close Races*

### Standings and Top 10

YR	Owner	NetPts	Rank	YR	Owner	Lname	Fname	Pos	Salary	Points
2019	DT	5243	1	2019	ET	Cole	Gerrit	SP	\$8	697
2019	ET	5233	2	2019	GK	Verlander	Justin	SP	\$8	659
2019	ZT	5001	3	2019	ET	Acuna	Ronald	OF	\$6	519
2019	GK	4979	4	2019	ZT	Bellinger	Cody	1B	\$7	516
2019	CT	4935	5	2019	ST	deGrom	Jacob	SP	\$8	507
2019	LRT	4750	6	2019	LJT	Freeman	Freddie	1B	\$8	498
2019	RP	4719	7	2019	ET	Rendon	Anthon	3B	\$7	489
2019	JG	4533	8	2019	CT	Bregman	Alex	3B	\$8	488
2019	PW	4289	9	2019	DT	Betts	Mookie	OF	\$8	485
2019	RO	4238	10	2019	JG	Scherzer	Max	SP	\$8	480
2019	ST	4045	11							
2019	LJT	4036	12							

### Points by Month

YR	Owner	4	5	6	7	8	9
2019	CT	777	815	901	703	781	958
2019	DT	941	781	1017	677	783	1045
2019	ET	837	728	942	908	838	980
2019	GK	937	885	896	707	772	782
2019	JG	751	589	975	651	685	883
2019	LJT	760	717	760	569	655	575
2019	LRT	777	723	862	690	813	886
2019	PW	810	552	798	692	633	806
2019	RO	671	687	818	694	660	709
2019	RP	848	621	835	598	722	1096
2019	ST	786	669	703	516	636	735
2019	ZT	822	723	969	673	833	981

### Standings by Month

YR	Owner	4	5	6	7	8	9
2019	CT	777	1592	2493	3196	3977	4935
2019	DT	941	1722	2739	3416	4199	5243
2019	ET	837	1566	2507	3416	4254	5233
2019	GK	937	1822	2718	3426	4198	4979
2019	JG	751	1340	2315	2966	3651	4533
2019	LJT	760	1477	2237	2806	3461	4036
2019	LRT	777	1499	2362	3052	3865	4750
2019	PW	810	1361	2159	2851	3483	4289
2019	RO	671	1358	2176	2870	3529	4238
2019	RP	848	1469	2303	2901	3623	4719
2019	ST	786	1455	2158	2674	3310	4045
2019	ZT	822	1545	2515	3187	4020	5001

### Hitting

Owner	YR	R	H	HR	RBI	SB	BB	PTS	Rank
DT	2019	799	1253	294	740	97	625	3496	1
LRT	2019	765	1326	228	704	68	427	3305	2
ET	2019	761	1275	227	679	99	510	3296	3
ZT	2019	721	1195	223	687	105	526	3194	4
CT	2019	672	1169	217	698	95	461	3082	5
GK	2019	674	1194	225	748	29	415	3078	6
JG	2019	697	1102	231	665	36	518	2990	7
RP	2019	665	1087	211	624	78	486	2908	8
PW	2019	670	1065	225	615	58	500	2883	9
RO	2019	636	1050	204	604	37	396	2729	10
ST	2019	607	1078	162	562	55	401	2665	11
LJT	2019	564	1041	165	577	36	379	2573	12

### Pitching

Owner	YR	W	L	SV	BSV	HLD	IP	BB	SO	PTS	Rank
ET	2019	49	20	32	5	9	580	176	801	1937	1
GK	2019	41	24	59	8	13	575	152	689	1901	2
CT	2019	45	32	54	15	9	592	183	694	1853	3
RP	2019	36	23	55	10	13	581	171	699	1811	4
ZT	2019	40	29	55	9	6	562	133	664	1807	5
DT	2019	39	35	30	7	14	674	190	699	1747	6
JG	2019	33	29	38	13	16	522	148	623	1543	7
RO	2019	36	29	46	9	9	517	169	540	1509	8
LJT	2019	26	28	72	11	0	453	108	491	1463	9
LRT	2019	27	33	57	7	4	491	166	562	1445	10
PW	2019	29	34	38	7	13	505	177	586	1406	11
ST	2019	24	33	41	10	1	493	144	623	1380	12

**Playoffs**

WC CT 171 ZT 120

AL ET 220 GK 142

NL DT 132 CT 132 (Tied)

WS DTCT 243 ET 227



## Record Book (Since 2001)

<b>Item</b>	<b>Record</b>	<b>Year</b>	<b>Owner</b>
Most Points Season	5370	2001	GK
Most Hitting Points Season	3664	2001	GK
Most Runs Season	840	2001	GK
Most Hits Season	1451	2001	GK
Most HRs Season	294	2019	DT
Most RBIs Season	796	2006	GK
Most SBs Season	163	2013	GK
Most BBs (Hitting) Season	625	2019	DT
Most Pitching Points Season	2195	2002	BW
Most Wins Season	55	2013	RO
Most Losses Season	44	2016-2003	JG-GK
Most Saves Season	98	2016	ST
Most Blown Saves Season	18	2016-2010	ZT-JG
Most Holds Season	42	2017	RP
Most IP Season	693	2002	CT
Most BBs (Pitching) Season	253	2002	JM
Most SOs Season	801	2019	ET
Most April Points	941	2019	DT
Most May Points	1156	2016	CT
Most June Points	1116	2001	BW
Most July Points	1066	2005	CT
Most August Points	1388	2005	CT
Most September Points	1122	2017	ZT
Most Trades Season	39	2016	
Most Trades Meeting	10	2017	

